


Step by Step Guide on How to Play the Kalimba for Beginners: Unlock the Secrets of Music Mastery

In the realm of musical instruments, the Kalimba captivates the hearts of musicians and listeners alike with its enchanting sound. Whether you're a complete novice or an aspiring virtuoso, this comprehensive guide will empower you to master the Kalimba and unlock the secrets of music mastery.



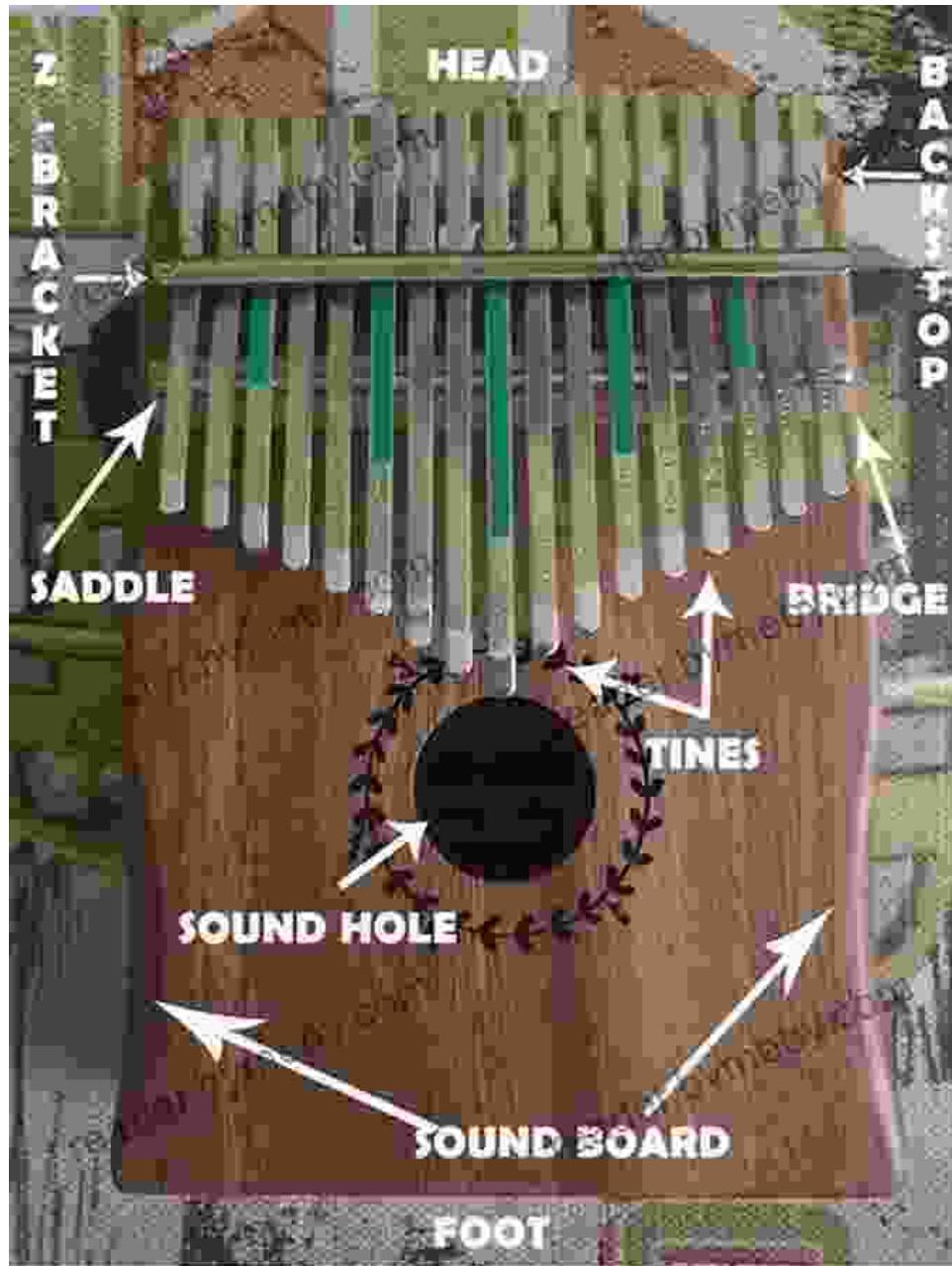
How to Play The Kalimba for Beginners: Step By Step Guide On How To Play The Kalimba For Beginners (Music Mastery)

★★★★☆ 4.2 out of 5

Language : English
File size : 11248 KB
Text-to-Speech : Enabled
Screen Reader : Supported
Enhanced typesetting : Enabled
Word Wise : Enabled
Lending : Enabled



Getting Started: Know Your Kalimba



Before embarking on your musical journey, let's familiarize ourselves with the intricacies of the Kalimba:

- **Body:** The foundation of the Kalimba, usually made from wood or acrylic.

- **Keys:** Metal tines of varying lengths that produce distinct notes when plucked.
- **Bridge:** Supports the keys and helps transfer vibrations to the body.
- **Soundhole:** Amplifies and projects the sound of the Kalimba.

Basic Technique: Plucking and Strumming

The essence of playing the Kalimba lies in the art of plucking or strumming the keys. Here's how to get started:

1. **Plucking:** Use your thumb or finger to gently pluck the key downward, releasing it to create a clear note.
2. **Strumming:** Hold the Kalimba horizontally and use your thumb to strum across multiple keys, creating a rhythmic flow.

Learning Simple Melodies

Once you've mastered the basics, let's explore some easy melodies to build your confidence:

- **Twinkle Twinkle Little Star:** A simple yet delightful melody that introduces you to basic key plucking.
- **Happy Birthday:** Celebrate any occasion with this universally recognized tune, perfect for practicing chord progressions.
- **Ode to Joy:** Beethoven's iconic melody showcases the expressive potential of the Kalimba.

Exploring Chords and Progressions

As you progress, delve into the world of chords and chord progressions:

- **Chords:** Combinations of notes played simultaneously, adding depth and harmony to your melodies.
- **Chord Progressions:** Sequences of chords that create musical movement and structure.

Advanced Techniques: Embellishments and Improvisation

For those seeking to elevate their playing, explore advanced techniques that add flair and expression:

- **Embellishments:** Grace notes, trills, and vibrato to enhance the beauty of your melodies.
- **Improvisation:** Create your own melodies and harmonies, expressing your musical creativity.

Troubleshooting Common Challenges

Along your musical journey, you may encounter some common challenges. Here's how to overcome them:

- **Unclear notes:** Ensure the keys are properly tuned and pluck them cleanly.
- **Muted sound:** Check if there are any obstacles blocking the soundhole or if the body is not resonating well.
- **Broken keys:** If a key breaks, replace it promptly to prevent damage to other keys.

Maintaining Your Kalimba

Regular maintenance is crucial to preserve the quality of your Kalimba:

- **Tuning:** Use a tuner or tuning fork to ensure the keys are in tune.
- **Cleaning:** Wipe the Kalimba regularly with a soft cloth to remove dust and dirt.
- **Storage:** Keep the Kalimba in a dry place when not in use to prevent warping.


Beyond This Guide: Further Resources

As you continue your Kalimba journey, consider expanding your knowledge with these resources:


- **Online courses:** Dedicated platforms offer comprehensive video lessons.
- **Music books:** Discover specialized sheet music and tutorials tailored for the Kalimba.
- **Online communities:** Engage with other Kalimba enthusiasts and share your musical experiences.

Embarking on the path of Kalimba mastery is a rewarding endeavor. With dedication, practice, and the guidance provided in this guide, you can unlock the enchanting melodies and captivating rhythms of this extraordinary instrument. Let the Kalimba become your companion on a lifelong musical journey filled with joy, creativity, and the fulfillment of your musical aspirations.

**How to Play The Kalimba for Beginners: Step By Step
Guide On How To Play The Kalimba For Beginners
(Music Mastery)**



★★★★☆ 4.2 out of 5
Language : English
File size : 11248 KB
Text-to-Speech : Enabled
Screen Reader : Supported
Enhanced typesetting : Enabled
Word Wise : Enabled
Lending : Enabled



The Beginner's Guide to Making an Old Motor Run Forever

If you're like most people, you probably don't think about your motor very often. But if you're like most people, you also probably rely on your motor every...



Nepali Adventure: Kings and Elephant Drivers, Billionaires and Bureaucrats

In the heart of the Himalayas, where ancient traditions meet modern challenges, lies the enigmatic land of Nepal. It's a place where kings once ruled,...