


# Steps to the Graduate School Writing Sample: Your Comprehensive Guide to Crafting an Unforgettable Application

## : Unlocking the Gateway to Your Academic Dreams

Graduate school is a transformative journey that opens doors to countless opportunities for intellectual growth and professional advancement. However, securing admission to your desired program is no easy feat. Among the key elements of a successful application is the writing sample, a crucial piece that showcases your research abilities, analytical prowess, and writing skills.

Navigating the complex landscape of graduate school writing can be daunting, but fear not! This comprehensive guide will provide you with a step-by-step roadmap, empowering you to craft a writing sample that will leave a lasting impression on admission committees.



**4 Steps to the Graduate School Writing Sample: A short guide to developing a writing sample for admission to a US graduate program in the humanities (Winning applications Book 2)** by Tim Perse

★★★★★ 5 out of 5

Language : English  
File size : 188 KB  
Text-to-Speech : Enabled  
Screen Reader : Supported  
Enhanced typesetting : Enabled  
Word Wise : Enabled  
Print length : 46 pages  
Lending : Enabled



## Step 1: Understanding the Purpose and Format

Before embarking on your writing journey, it's essential to grasp the purpose and format of the writing sample. Typically, it's a written piece of 8-15 pages that demonstrates your research skills, critical thinking, and ability to present complex ideas in a clear and engaging manner.

Graduate school writing samples can vary in format, depending on the discipline and specific requirements of the program. Some common types include:

1. **Research Proposal:** Outlining a research topic, methodology, and expected outcomes.
2. **Literature Review:** Critically examining existing literature on a specific topic.
3. **Analytical Essay:** Analyzing a particular work or concept in depth.
4. **Policy Paper:** Proposing and justifying a specific policy or solution.

## Step 2: Choosing a Topic that Resonates

Selecting a topic for your writing sample is a pivotal decision. It should align with your research interests, showcase your strengths, and demonstrate your fit for the program you're applying to.

Consider the following tips when choosing a topic:

- **Research your interests:** Explore areas that ignite your intellectual curiosity and align with your future academic and career goals.
- **Review program requirements:** Examine the department's website and specific program guidelines to ensure your topic is relevant to their research interests.
- **Consult with faculty:** If possible, reach out to faculty members in the department to discuss potential topics and gather their insights.

### **Step 3: Conducting Rigorous Research**

The foundation of a compelling writing sample lies in thorough research. Embark on a meticulous exploration of relevant literature, gathering credible sources from scholarly journals, books, and online databases.

Effective research involves:

1. **Developing a research question:** Clearly define the specific issue or topic you intend to investigate.
2. **Identifying appropriate sources:** Utilize academic search engines, library resources, and reputable websites to locate relevant and up-to-date information.
3. **Critically evaluating sources:** Analyze the credibility, relevance, and significance of each source to ensure the validity of your research.

### **Step 4: Crafting a Well-Structured Outline**

An organized and well-structured outline serves as the blueprint for your writing sample. It provides a roadmap, guiding you through the logical flow of ideas and arguments.

When creating an outline, consider the following:

- **Introduction:** Grab the reader's attention, state your thesis statement, and provide a brief overview of the paper's structure.
- **Body Paragraphs:** Divide your main arguments into distinct paragraphs, presenting evidence and analysis to support your claims.
- **Conclusion:** Summarize your key findings, restate your thesis, and highlight the implications of your research.

### **Step 5: Writing with Clarity and Precision**

Your writing sample should be characterized by clarity, precision, and academic rigor. Employ formal language, avoiding colloquialisms and slang. Use precise and specific terminology to convey your ideas effectively.

Effective writing involves:

- **Coherence and Flow:** Ensure smooth transitions between paragraphs and ideas, guiding the reader through your arguments.
- **Precision in Language:** Choose words carefully, conveying your thoughts with accuracy and nuance.
- **Proper Citation and Referencing:** Acknowledge the sources you've used to support your research in accordance with the required citation style.

### **Step 6: Refining and Revising**

Once you've drafted your writing sample, it's crucial to embark on a rigorous process of refining and revising. Seek feedback from mentors, professors, or writing centers to identify areas for improvement.

Effective revision involves:

- **Proofreading for Errors:** Carefully review your work for grammatical, spelling, and punctuation errors.
- **Seeking External Feedback:** Share your writing with peers or mentors to gain valuable insights and suggestions.
- **Making Iterative Improvements:** Use feedback to identify areas of improvement and make necessary revisions to strengthen your writing.

## **Step 7: Presenting a Polished Masterpiece**

Your writing sample should be presented in a polished and professional manner. Follow formatting guidelines, ensure proper spacing and margins, and use a clear and legible font.


Final presentation considerations include:

- **Formatting and Layout:** Adhere to the specified formatting and page layout requirements.
- **Title Page:** Include a clear and concise title page that lists the title of your paper, your name, and affiliation.
- **Abstract or Executive Summary:** Provide a brief overview of your research for quick reference.

**: Empowering Your Graduate School Journey**

Crafting an exceptional writing sample is a transformative process that requires planning, research, writing, and refinement. By following the steps outlined in this comprehensive guide, you can harness the power of effective writing to demonstrate your academic abilities and secure admission to your desired graduate program.

Remember, the writing sample is not merely an isolated assignment but a reflection of your intellectual curiosity, research prowess, and writing skills. Embrace this opportunity to showcase your potential and embark on the exciting journey of graduate school with confidence.




## 4 Steps to the Graduate School Writing Sample: A short guide to developing a writing sample for admission to a US graduate program in the humanities (Winning applications Book 2) by Tim Perse

★★★★★ 5 out of 5

Language : English  
File size : 188 KB  
Text-to-Speech : Enabled  
Screen Reader : Supported  
Enhanced typesetting : Enabled  
Word Wise : Enabled  
Print length : 46 pages  
Lending : Enabled





## The Beginner's Guide to Making an Old Motor Run Forever

If you're like most people, you probably don't think about your motor very often. But if you're like most people, you also probably rely on your motor every...



## Nepali Adventure: Kings and Elephant Drivers, Billionaires and Bureaucrats

In the heart of the Himalayas, where ancient traditions meet modern challenges, lies the enigmatic land of Nepal. It's a place where kings once ruled,...