


The Beginner's Guide to Making an Old Motor Run Forever

If you're like most people, you probably don't think about your motor very often. But if you're like most people, you also probably rely on your motor every day to power everything from your car to your air conditioner. That's why it's so important to take care of your motor and make sure it's running properly.



Cheap Outboards: The Beginner's Guide to Making an Old Motor Run Forever

★★★★☆ 4.4 out of 5

Language : English
File size : 14394 KB
Text-to-Speech : Enabled
Screen Reader : Supported
Enhanced typesetting : Enabled
Word Wise : Enabled
Lending : Enabled



This guide will teach you everything you need to know about motor maintenance and repair. You'll learn how to identify common motor problems, how to fix them, and how to prevent them from happening in the first place. With a little care and attention, you can keep your old motor running forever.

Identifying Common Motor Problems

The first step to keeping your motor running properly is to be able to identify common motor problems. Here are some of the most common signs that your motor may need attention:

- The motor is making a strange noise.
- The motor is running hot.
- The motor is losing power.
- The motor is leaking oil or coolant.
- The motor is smoking.

If you notice any of these symptoms, it's important to take your motor to a qualified mechanic for diagnosis and repair. Ignoring motor problems can lead to serious damage and expensive repairs.

Fixing Common Motor Problems

Once you've identified the problem with your motor, it's time to fix it. Here are some of the most common motor repairs:

- Replacing the motor bearings.
- Replacing the motor brushes.
- Replacing the motor armature.
- Replacing the motor stator.
- Overhauling the motor.

The specific repair that your motor needs will depend on the type of motor and the severity of the problem. If you're not comfortable performing the

repair yourself, it's best to take your motor to a qualified mechanic.


Preventing Motor Problems

The best way to keep your motor running properly is to prevent problems from happening in the first place. Here are some tips for preventing motor problems:

- Keep your motor clean.
- Lubricate your motor regularly.
- Don't overload your motor.
- Don't run your motor for extended periods of time without giving it a break.
- Have your motor inspected by a qualified mechanic every year.

By following these tips, you can help keep your motor running smoothly for years to come.

Taking care of your motor is essential to keeping it running properly. By following the tips in this guide, you can identify common motor problems, fix them, and prevent them from happening in the first place. With a little care and attention, you can keep your old motor running forever.




Cheap Outboards: The Beginner's Guide to Making an Old Motor Run Forever

★★★★☆ 4.4 out of 5

Language : English
File size : 14394 KB
Text-to-Speech : Enabled
Screen Reader : Supported
Enhanced typesetting : Enabled

Word Wise : Enabled
Lending : Enabled



The Beginner's Guide to Making an Old Motor Run Forever

If you're like most people, you probably don't think about your motor very often. But if you're like most people, you also probably rely on your motor every...



Nepali Adventure: Kings and Elephant Drivers, Billionaires and Bureaucrats

In the heart of the Himalayas, where ancient traditions meet modern challenges, lies the enigmatic land of Nepal. It's a place where kings once ruled,...