


The Insider Guide to Avoiding Mistakes When Choosing and Working with the Right Program

Choosing the right program can be a daunting task. With so many different options available, it's hard to know where to start. And once you've chosen a program, there's no guarantee that it will be the right fit for you.



How to Survive Your PhD: The Insider's Guide to Avoiding Mistakes, Choosing the Right Program, Working with Professors, and Just How a Person Actually Writes a 200-Page Paper

★★★★☆ 4.5 out of 5

Language	: English
File size	: 515 KB
Text-to-Speech	: Enabled
Screen Reader	: Supported
Enhanced typesetting	: Enabled
Word Wise	: Enabled
Print length	: 226 pages



That's where this guide comes in. I've spent years working with programs, and I've seen firsthand the mistakes that people make when choosing and working with them. In this guide, I'll share everything I've learned so that you can avoid these mistakes and make the most of your experience.

Step 1: Define Your Needs

The first step to choosing the right program is to define your needs. What are you hoping to achieve with this program? What are your goals? Once you know what you're looking for, you can start to narrow down your options.

Here are some questions to ask yourself:

* What are my overall goals for using a program? * What specific tasks do I need the program to help me with? * What are my budget constraints? * How much time do I have to spend on learning and using the program? * What level of support do I need?

Step 2: Do Your Research

Once you know what you're looking for, it's time to do your research. There are a lot of great resources available online that can help you compare different programs.

Here are some tips for doing your research:

* Read reviews from other users. * Watch demos and tutorials. * Compare the features and pricing of different programs. * Talk to people who have used the programs you're considering.

Step 3: Choose the Right Program

Now that you've done your research, it's time to choose the right program for you. Consider your needs, budget, and support requirements.

Here are some factors to consider when choosing a program:

* The features of the program. * The price of the program. * The level of support available. * The reputation of the company.

Step 4: Get Started with the Program

Once you've chosen a program, it's time to get started. Here are some tips for getting started:

* Set up the program according to the instructions. * Take some time to learn the basics of the program. * Start using the program to achieve your goals.

Step 5: Work with the Program Effectively


Once you've started using the program, it's important to work with it effectively. Here are some tips for working with a program effectively:

* Use the program regularly. * Take advantage of the support resources available. * Be patient and persistent.

Choosing and working with the right program can be a great way to achieve your goals. By following the steps in this guide, you can avoid the most common mistakes and make the most of your experience.

Remember, the key to success is to find a program that meets your needs and to work with it effectively. With a little effort, you can find the perfect program for you and achieve your goals.


**How to Survive Your PhD: The Insider's Guide to
Avoiding Mistakes, Choosing the Right Program,**



Working with Professors, and Just How a Person Actually Writes a 200-Page Paper

★★★★☆ 4.5 out of 5

Language : English
File size : 515 KB
Text-to-Speech : Enabled
Screen Reader : Supported
Enhanced typesetting : Enabled
Word Wise : Enabled
Print length : 226 pages



The Beginner's Guide to Making an Old Motor Run Forever

If you're like most people, you probably don't think about your motor very often. But if you're like most people, you also probably rely on your motor every...



Nepali Adventure: Kings and Elephant Drivers, Billionaires and Bureaucrats

In the heart of the Himalayas, where ancient traditions meet modern challenges, lies the enigmatic land of Nepal. It's a place where kings once ruled,...